COSBER

INFOSHEET

TRUCK Brake Tester
COSBER C-BTT Series

TRUCK Brake Tester COSBER C-BTT Series

C-BTT refers to the model series of various truck brake test benches that meet the requirements of different testing organizations.
The individual configuration options, due to the modular structure, allow configuration according to the ideas and expectations of each customer.
All test benches comply with the German guideline for brake test benches (§29 StVZO Annex VIIId).

The test benches are developed in Germany and use.
main components, such as geared motors and sensors) from European manufacturers.

BRAKE TESTER

DESCRIPTION:

- Two test speeds for testing cars and trucks
- Hot-dip galvanized roller set
- Low-wear corundum rollers
  Optionally available welded rollers
- Wear-free, electronic strain gauge measuring system
- Speed sensors for wheel and roller speed
- Powerful electric motors from European manufacturers
- High efficiency due to automatic test sequence
- Manual/automatic operation, delayed automatic switch-on
- Slip shutdown and shutdown after exit from the test bench
- Electromagnetic motor brake as an extension aid
- Includes all-wheel drive kit, for testing 4WD vehicles
- Truck roller set fits into all common pits
- Adjustment screws for height adjustment
- Optionally available scales for determining the axle load
- Optionally upgradeable with lifting device on BTT52 & BTT72



Arriving Sensor



Double drive chain

Lift set
(Standard on BTT62 & BTT 82)

SPECIFICATIONS:

Model	C-BTT52 (9.0 kW)	C-BTT52 (11.0 kW)	C-BTT62	C-BTT72	C-BTT82
Max. test load / axle load at 50% deceleration	11,400 kg / 6,100 kg	12,500 kg / 7,600 kg		23,400 kg / 16,100 kg	
Max. override load / axle	13,000 kg			18,000 kg	
Max. braking force / wheel	27.8 kN / 15.1 kN	30.6 kN / 18.6 kN		57.3 kN / 39.4 kN	
Track width min. / max.	1,000 / 3,000 mm (Optional 1,100 / 3,100 mm or 1,200 / 3,200 mm)				
Test speed	2.4 km/h 5.0 km/h				
Roller length	1,000 mm				
Roller Diameter	Ø 205 mm			Ø 248 mm	
Role exaggeration	30 mm			50 mm	
Friction coefficient (dry / wet)	> 0.7 / 0.6				
Power	2 x 9.0 kW	2 x 11.0 kW		2 x 13.0 kW / 2x 17.0 kW	
Dimensions per set of rollers (L x W x H)	1,290 x 1,040 x 630 mm			1,350 x 1,140 x 730 mm	
Weight per roll set net / gross	770 kg / 820 kg	780 kg / 830 kg	880 kg / 930 kg	850 kg / 900 kg	1,000 kg / 1,050 kg

ANALOG DISPLAY

DESCRIPTION:

- Analogue and digital display of the Braking forces
- Selection of operating mode (Manual, automatic, all-wheel drive)
- Examination instructions with the help o of the LED display
- Digital difference display in % in of the LED display
- Status lights for various operating modes
- Display of weight in kg (in combination with optional scale)
- Display of traction in % (in conjunction with optional chassis tester)
- Deviation in the track in m/km (in combination with optional track plate)
- Includes swivel wall bracket
  Optional stand for mounting on the ground

Analogue display with swing arm (standard)

SPECIFICATIONS:

Analog Display	
Measuring range	100 – 40,000 N
Traction coefficient	0 ~ 100 %
Display accuracy slippage	1 %
Display accuracy braking force	1 N
Analog Display	2x 255mm watches (300°)
LED Display	16 characters, 1 row
IP protection class	IP54
Dimensions (L x W x H)	830 x 200 x 610 mm
Weight	25 kg

CONTROL BOX

DESCRIPTION:

- Robust control cabinet
- Equipped with ASA livestream interface
- Built-in rugged wireless remote control
- Lockable main switch

Remote Control (Standard)

Control box

Use of high-quality and durable components

SPECIFICATIONS:

Control box	
Fuse	C-BTT5x/6x: 3x C50A (slow-blow) C-BTT7x/8x: 3x C63A (slow-blow)
Power supply	AC 3Ph x 400V / 50 Hz
Dimensions (W x D x H)	600 x 300 x 1050 mm
Weight	60 kg

PC CONNECTION (optional)

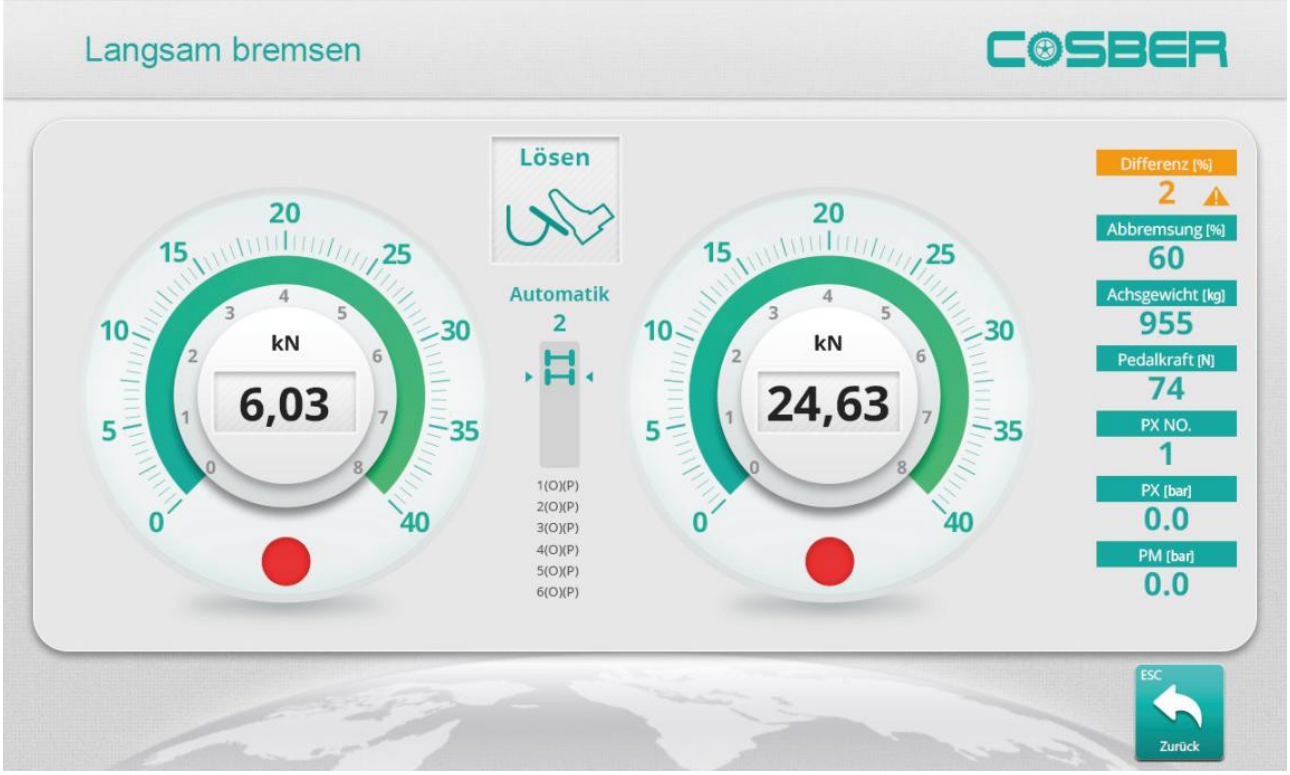

Software view in test mode

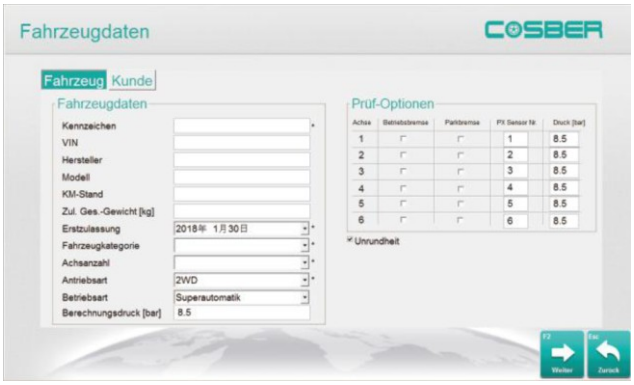

Easy information capture

Guided test sequence

LIFTING DEVICE (optional)

DESCRIPTION

- Standard on BTT62 & BTT82
  Optional for BTT52 & BTT72
- Load simulation using hubs
- Lifting device for easy testing of trailers with tandem axle
- Low-maintenance hydraulic drive
- Four integrated cylinders (per roller set) for powerful lifting
- Includes control unit with wireless remote control

Roller set with extended stroke

Extra control box

Lifting device (Single)

Specifications	
Load capacity max. per roller set	4,000 kg
Lifting height max.	200 mm

PLAY DETECTOR (OPTIONAL)



Play detector
with hydraulic power unit

DESCRIPTION:

- Hot-dip galvanized test plates are used for Long service life
- Low-wear and maintenance-friendly Grease Nipple Design
- Multi-directional test sequence ensured Optimal testing of the individual components
- Convenient control via wireless remote control with integrated LED lamp
- Automatic centering according to test sequence
- Complies with European Directive 2014/45/EU

Wireless remote control

Robust construction



8 test directions

SPECIFICATIONS:

Model	C-PD72	C-PD72 XL
Wheel load max.	9,000 kg	
Power max.	30 kN	
Drive	100 mm	
Test speed	5 – 15 cm/s	
Operating pressure max.	120 bar	
Dimensions of test plates	750 x 750 x 14 mm	750 x 900 x 16 mm
Dimensions foundation trough	610 x 610 x 250 mm	
Hydraulic unit dimensions	550 x 510 x 700 mm	
Motor	4.0 kW	
Power supply	AC 3Ph x 400V / 50 Hz	
Weight	600 kg	650 kg

OPTIONS

Description	Picture
Foundation frame	
Roller cover plates	
Pit safety protection (Various versions available)	
Column for analogue display	
Pedal Force Sensor Radio	
Pedal Force Sensor Cable	
Air-Pressure Sensors	

Options

Description	Pictures
PC connection	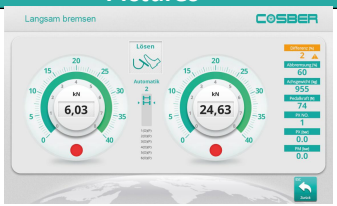
PC Trolley	
Welded rollers	
8-Point weight scale	
Bi-directional kit	

COSBER GmbH
Lise-Meitner-Str. 3
82152 Krailling
GERMANY

Tel.: +49 (0) 89 262 07 66-00
Fax: +49 (0) 89 262 07 66-60
E-Mail: info@cosber.de
Web: www.cosber.eu